

**PELICAN™ 9600 LED  
REMOTE AREA LIGHTING**

SINCE 1976

PELICAN™ 9600 LED MODULAR LIGHT:  
LINEAR LIGHT FOR LONG PROJECTS





OVER 350 YARDS OF LIGHT. 34 LIGHT HEADS. POWERED BY ONE GENERATOR.




### PLUG INTO LONGEVITY POWER

Now it's easy to light up long stretches of rail track, tunnels and even a makeshift runway without the hassles of conventional heavyweight light towers. Chain up to 34 Pelican™ 9600 LED Modular Light heads to produce over 100,000 combined lumens of bright LED light and evenly cover more than 350 yards (321 meters), all powered by one generator.

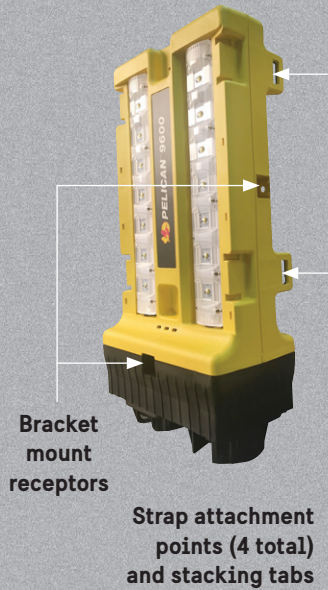


Pelican™ 9600 LED Modular Light illuminates a clean, seamless beam spread. Competitive lights produce a dull, uneven beam spread.



### MULTIPLE WAYS TO LIGHT UP A WORK SITE

Where there's a will there's light. Engineered with side/end bracket mount receptors and four strap attachment points, plus a stand system that can extend up to 10 ft (3 m), the Pelican™ 9600 LED Modular Light is ready to mount to fences, hang overhead or stand on its own (stand system-poles, bases and cables sold separately).



### TRAVEL SAFE AND PACK TIGHT





Built with tough polycarbonate recessed lenses and internal shock supports, the Pelican™ 9600 LED Modular Light is built to survive rough terrain and accidental drops. In fact these units are drop tested from 6 feet (1.83 m) onto concrete, proof that this design is built to take punishment. Plus, the Pelican 9600 LED Modular Light heads and bases are designed to stack and stay together, with detachable cords and poles for compact shipping and storage.






# **PELICAN™ 9600 LED MODULAR LIGHT**

## **PELICAN™ 9600 LED MODULAR LIGHT COMPONENTS**

	9600 LED MODULAR LIGHT (WITH BRACKET)	STEEL LIGHT BASE	CABLE	ALUMINIUM POLE
				
CAT NO.	9600	9607	9606	9605
PART NUMBER	096000-0000-245	096000-3050-000	096000-2461-000	096000-6240-000
DIMENSIONS	18.31" x 8.27" x 4.72" (46.5 x 21 x 12 cm) without bracket	18.11" x 18.11" x 2.36" (46 x 46 x 6 cm)	46 ft (14 m)	1.26" x 1.26" x 72.83" (3.2 x 3.2 x 185 cm) Minimum  1.26" x 1.26" x 112.2" (3.2 x 3.2 x 285 cm) Maximum

## **PELICAN™ 9600 LED MODULAR LIGHT SPECIFICATIONS**

LIGHT OUTPUT	3,000 lumens per light head
HEAD	18.31" x 8.27" x 4.72" (46.5 x 21 x 12 cm)
NUMBER OF LEDS	14 LEDs per light head
BEAM SPREAD	125°
WATTS	24 W*
WEIGHT	7.94 lbs (3.6 kg) without bracket / 9.04 lbs (4.1 kg) with bracket
IP RATING	IP 54
TOTAL HEIGHT ASSEMBLED, MIN/MAX	92" (234 cm) / 121.5" (309 cm)
MAXIMUM LOAD	16A
COLORS	

\* Each light head draws 24 watts

**DISTRIBUTED BY:**



For warranty details go to [www.pelican.com/warranty](http://www.pelican.com/warranty)  
 ©2018 Pelican Products, Inc. All trademarks are registered and/or  
 unregistered trademarks of Pelican Products, Inc., its subsidiaries and/or  
 affiliates. Part No. 0030-009-700 MY18